

### Regal Princess® Deck Plan


om #

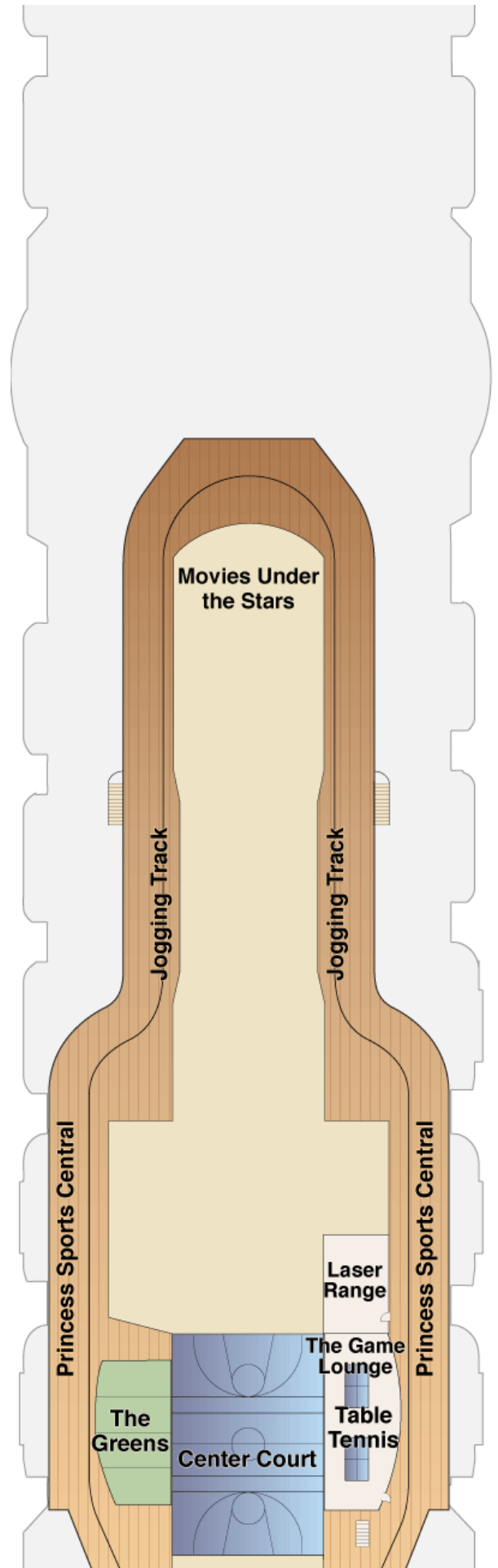
---

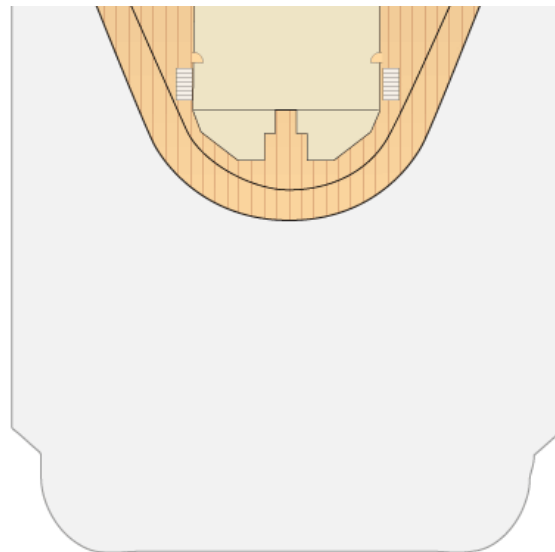
ts



[Scroll back to top](#)







\*Deck plans are subject to change at any time. Floor plans, amenities and stateroom diagrams represent typical arrangements and may vary by ship. Certain stateroom categories may vary in size and configuration by ship. Square footage varies based on stateroom category and deck location. Stateroom views are considered unobstructed unless noted otherwise. Obstructions do not include certain nautical items like handrails, dividers or ship hardware. For balcony staterooms, the view is determined from the perspective of the balcony railing. Balconies may have either solid steel or toughened glass railings. Upper berth and bed ladder capacities are 250lbs. Staterooms that can accommodate rollaways have two lower berths, one upper berth and can accommodate a fourth berth as a rollaway bed upon request at time of reservation. There are a limited number of rollaway beds per ship, per voyage. Use of rollaway beds restricts cabin space. [Contact Princess Cruises](#) for more information.